

Fully automatic PALLETISER

Model: MK1

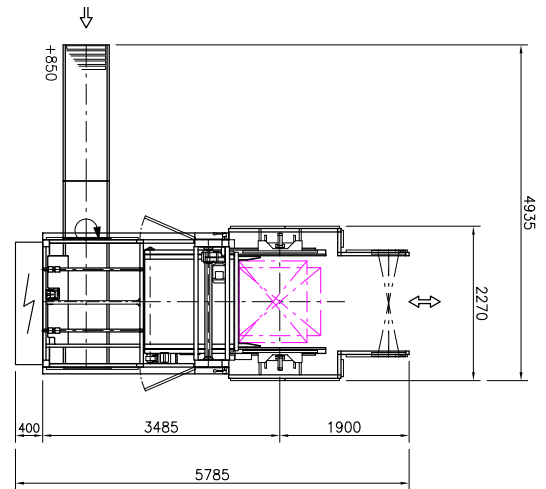
Fast, simple and reliable

- › Fast return
- › Increased productivity
- › Minimal space requirements
- › Improved work environment, reduced noise level, and better staff retention




Fully automatic PALLETISER

Model: MK1



MK1 can palletise:



Plastic trays



Boxes



Open boxes



SRS Boxes
(reusable plastic boxes)



Bags and sacks



Trays



Shrink-wrapped products



Newspapers

Configuration


An MK1 pallet load can palletise EUR pallets, ½ pallets, ¼ pallets, and industrial pallets (1000×1200 mm).

It can palletise up to 120 pallet layers per hour, and you can choose from and configure 25 different pallet patterns using the operator panel.

An MK1 pallet loader does not require much space. It is modular, which means you can choose different types of accessories according to your needs and how much space you have available. It is designed to fit neatly with its surroundings. Inlet and outlet conveyors can be assembled, angled, raised and lowered in several ways, so even if you have limited space there is a good chance the MK1 can fit.

CONFIGURATION

Capacity	120 pallet layers/hour
Pallet size	EUR pallets, ½ pallets, ¼ pallets, and industrial pallets (1000×1200 mm)
Pallet patterns	25 configurations



See the MK1 pallet loader in use here

Palletisation of shrink-wrapped boxes

Palletisation of open boxes

Function

The products run from the packing machine via the inlet conveyor and further into the pallet loader. The pallet layers are formed, after which they are gently pushed out onto the loading plate and then out onto the pallet. At no time the product is lifted from the ground, which makes the pallet loader the most gentle form of palletisation.

The pallet layers are automatically adjusted so that the palletised pallets are dead straight. The pallet can then be wrapped, driven to a warehouse and transported out to the customer without the products falling over or being damaged.

PRODUCTS

Max weight	250 kg per pallet layer
Max pallet height	2500 mm
Max size of boxes	800 mm diagonal

Semi- or fully automatic

MK1 is available in both a fully automatic and a semi-automatic version.

With the semi-automatic model, a pallet lifter drives the pallet onto the pallet loader and is removed again in the same way when palletised.

With the fully automatic model, the empty pallets run via the conveyor to a pallet magazine and into the pallet loader.

When palletised, a conveyor transports it to the collection point.

In-house production

The machines are designed by experienced mechanics and electrical engineers at DAN Palletiser. We also manufacture and assemble the entire machine in our workshops. The pallet loader control is built and programmed at DAN Palletiser.

All machines are assembled, tested and approved by the customer before delivery to ensure everything works as it should.

We deliver the pallet loader, install and run it at the customer's premises, and train the staff so that they are capable of operating it themselves.

Our service department offers various types of service agreements so we can maintain the pallet loader regularly, ensuring that it always runs optimally. We also provide 24-hour assistance if needed.

DAN Palletiser A/S

Industrivej 12
DK-4241 Vemmelev
+45 58 38 21 93
www.dan-palletiser.dk/en